



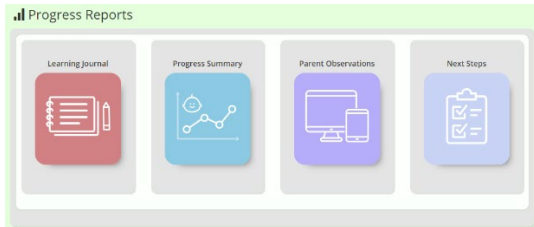
Reporting & Analysis

Introduction

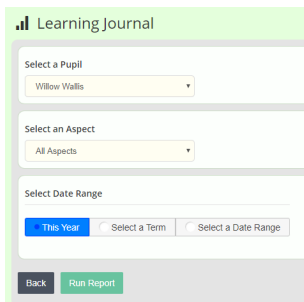
EYFS360 provides many ways to track the progress of your school, class/group or individual pupils. This document provides an overview of all the reports and analysis available.

Reports

Teachers have access to several reports.



Once you click on a report you will be presented with filters for that report. All reports default to 'Year to Date'.



Once you have selected your filters you can run the report. Click 'Run Report'. All reports produce a PDF that can be saved or printed by the parent.

Learning Journal Report

This report produces a list of the observation grouped by aspect. Teachers can select the class/child and filter by individual ALDs and dates.


White Primary School EYFS End Of Year Report

Willow Wallis
From: 03/09/2018

Class: 1AW
To: 19/07/2019

Date: 04/02/2019

Self-confidence and self-awareness

Confidence in social situations	18-01-2019
	<p>It is a long established fact that a reader will be distracted by the readable content of a page when looking at its layout. The point of using Lorem Ipsum is that it has a more-or-less normal distribution of letters, as opposed to using 'Content here, content here', making it look like readable English. Many desktop publishing packages and web page editors now use Lorem Ipsum as their default model text, and a search for 'lorem ipsum' will uncover many web sites still in their infancy. Various versions have evolved over the years, sometimes by accident, sometimes on purpose (injected humour and the like).</p>
Is more outgoing towards unfamiliar people and more confident in new social situations.	30 to 50 Developing



Reporting & Analysis

Progress Summary Report

This provides a view of the children's progress across all Aspects. Teachers can select to view the whole class or individual children. They can also select a term or date range.



test dev99 - EYFS Summary

From: 10/09/2018 To: 23/08/2019

04/02/2019	3_4test	Ben A	Adam A	Berry B	another c	Amanda C	Steve C	Ted D	Steve E	Bethany F	Jim J
Communication and Language	Listening and attention										
	Understanding										
	Speaking	8 to 20									
Physical Development	Moving and handling										
	Health and self care										
PSE Development	Self-confidence and self-awareness	0 to 11	ELG								
	Managing feelings and behaviour	ELG									
	Making relationships	0 to 11									
Literacy	Reading	30 to 50	ELG		30 to 50		30 to 50				
	Writing										
Mathematics	Numbers	ELG									
	Shape, space and measure	22 to 36									
Understanding the World	People and communities										
	The world										
	Technology		ELG								
Expressive Arts and Design	Exploring and using media and materials										
	Being imaginative		ELG								

Parent Observation Report

This provides a view of all the observations made by a parent for a selected child.

White Primary School - Parent Observations


Willow Wallis


Class: 1AW

Date: 04/02/2019

From: 03/09/2018

To: 19/07/2019

Telling Stories	15-01-2019
	<p>Lorem Ipsum has been the industry's standard dummy text ever since the 1500s, when an unknown printer took a galley of type and scrambled it to make a type specimen book. It has survived not only five centuries, but also the leap into electronic typesetting, remaining essentially unchanged. It was popularised in the 1960s with the release of Letraset sheets containing Lorem Ipsum passages, and more recently with desktop publishing software like Aldus PageMaker including versions of Lorem Ipsum.</p>
Communication and Language - Understanding	
Beginning to understand why? and how? questions.	30 to 50 Developing

Drawing a picture	15-01-2019
	<p>Lorem Ipsum has been the industry's standard dummy text ever since the 1500s, when an unknown printer took a galley of type and scrambled it to make a type specimen book. It has survived not only five centuries, but also the leap into electronic typesetting, remaining essentially unchanged. It was popularised in the 1960s with the release of Letraset sheets containing Lorem Ipsum passages, and more recently with desktop publishing software like Aldus PageMaker including versions of Lorem Ipsum.</p>
Expressive Arts and Design - Exploring and using media and materials	



Reporting & Analysis

Next Steps Report

This shows the next steps planned for the development of the selected child.

White Primary School - Next Steps Pupil

Willow Wallis

Class: 1AW

Date: 04/02/2019

Personal, Social and Emotional Development

Self-confidence and self-awareness

Laughs and gurgles, e.g. shows pleasure at being tickled and other physical interactions.

Physical Development

Health and self-care

Responds to and thrives on warm, sensitive physical contact and care.

Understanding the World

The world

Moves eyes, then head, to follow moving objects.

- Next Steps Pupil Report Complete -

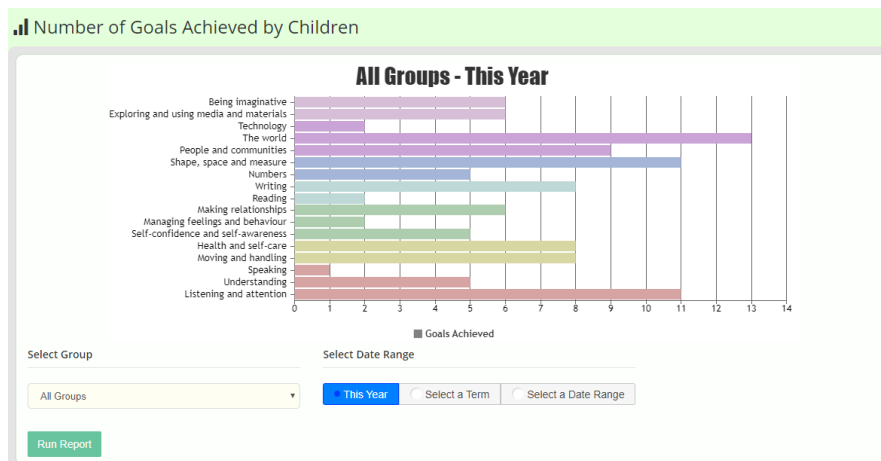
Progress Analysis

In addition to the reports you can use the various EYFS360 graphs to analyse the observations and progress being made across your school.

Whole School

Observation Counts by Aspect

The dashboard graph shows the number of observations made by all teachers across all classes/groups, within the different aspects. You can apply a date filter to investigate further. This view will enable the teachers to quickly see which areas of the framework need more observations and plan lessons accordingly.



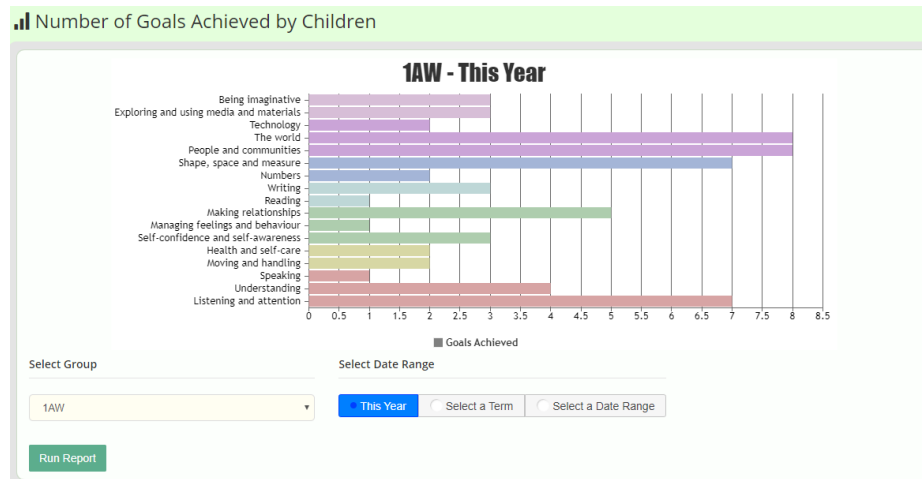


Reporting & Analysis

Class/Group

Observation Counts by Aspect

The above graph can be filtered further to show the same view but for an individual class/group.



Observation Counts by Child

Select Observations by pupil, show a list of pupils for a selected class and their total observation counts.

Observations By Pupil

1AW

Search

Firstname	Surname	Teacher Observations	Parent Observations	Add / Summary / Journal
Annie May	Angel	9	6	+ 👁 📖 📝
Kevin	Brown	9	2	+ 👁 📖 📝
Larry	Brown	7	2	+ 👁 📖 📝
Stephen	Young	10	1	+ 👁 📖 📝
Ann	Morley	7	0	+ 👁 📖 📝
Willow	Wallis	6	2	+ 👁 📖 📝
Doug	Brown	3	0	+ 👁 📖 📝

Individual Children

Observation Counts by ALD/Aspect

In the above table select the 'eye' icon to see a summary of observation Counts by ALD for a child.

Observations for Annie May Angel

Parent Observations	(6)
Personal, Social and Emotional Development	(2)
Physical Development	(2)
Communication and Language	(2)
Literacy	(1)
Mathematics	(1)
Understanding The World	(4)
Expressive Art And Design	(2)

Back



Reporting & Analysis

Click on each ALD to drill down into the detail by Aspect.

Created On	Context	Observation	Goal	Level	Created By	Options
14/01/2019	A walk in the woods	There are many variations of p...	Shows care and concern for li...	Developing	Mrs Jen Angel	
11/01/2019	Growing Vegetables	Lorem Ipsum is simply dummy te...	Shows care and concern for li...	Developing	Mrs Lisa Abel	
08/01/2019	Making some compost from the leaves and other stuff	Lorem Ipsum is simply dummy te...	Developing an understanding o...	Developing	Mrs Jen Angel	

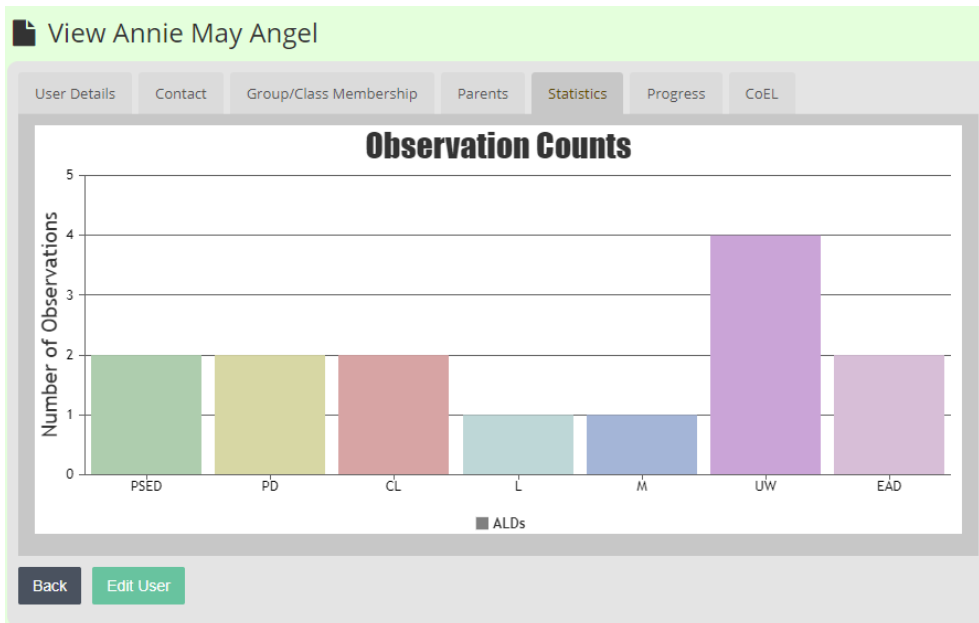
Showing 1 to 3 of 3 rows

Child Summary Statistics

You can also quickly see a summary for each child by selecting Organisation, Children and click on the 'view' icon for the child you want to analyse. You will see 3 tabs for the child, 'Statistics', 'Progress' and CoEL.

Statistics

This shows a count of observations made by ALD. You can click on each bar to drill down into the aspects within each ALD and down to individual observations.



Progress

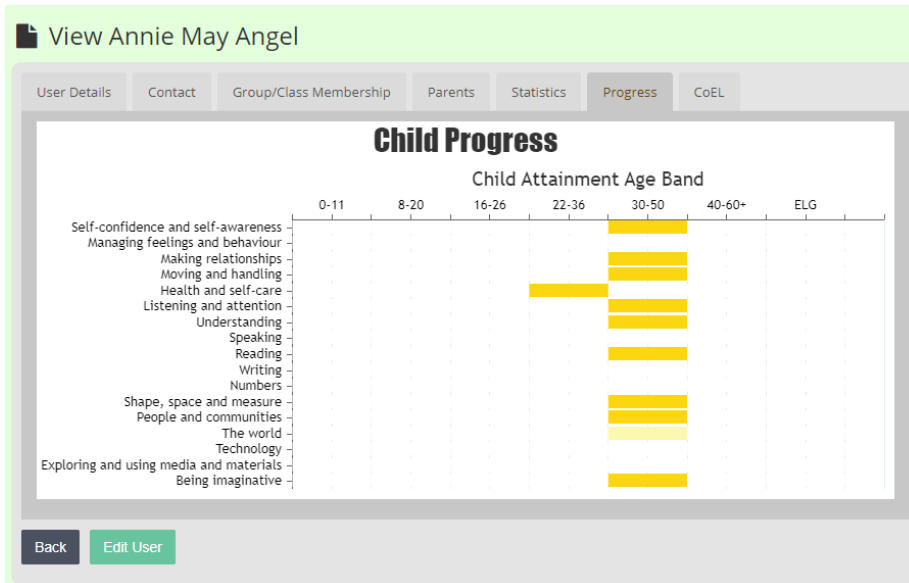
The progress graph next you see the child's attainment band and level against each aspect. The graph works left to right and will display a colour to represent how the child is progressing as follows: -

- Red:
- Yellow:
- Light Green:
- Dark Green:



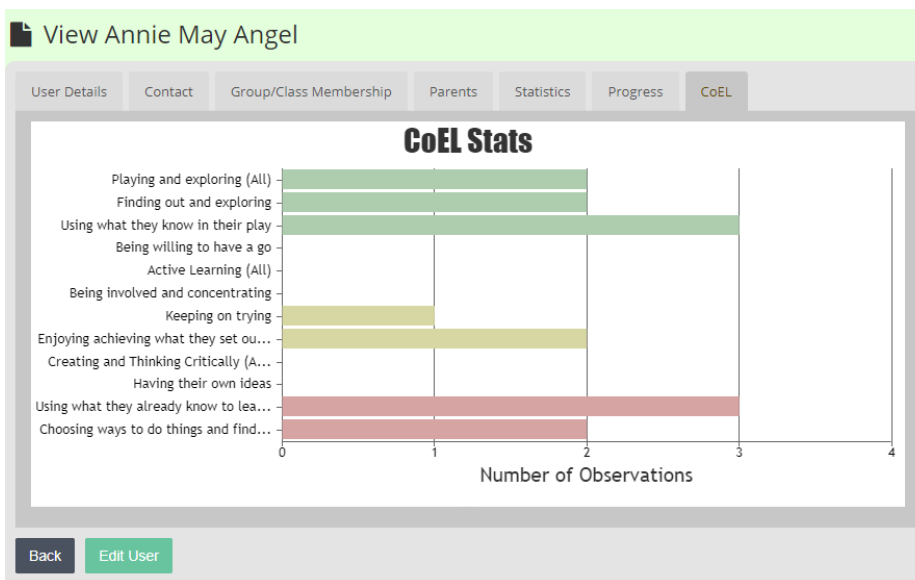
Reporting & Analysis

You can hover each bar to see the detailed attainment % at that band.



CoEI Analysis

This graph shows the number of observations tagged with the different characteristics of effective learning (CoEI).



Child Summative Reporting

This is probably the most important report/analysis for you. You can save a summative report for each child at each half-term. In the Observations by Pupil menu under Progress, click on the 'dial' icon for the child selected.



Reporting & Analysis

Summative Assessments for Ben Abbot

Please select an Academic Year

2018 - 2019

Please select a Term

Term 1

Assessment for Pupil

There is currently no summary assessment generated for the child for this term.
If you want to generate a report now, click the CREATE button below.

Click the 'Create' button to start a new report for the term. The summative report will show you the calculated band the child is working at for each aspect. You can update the band achieved and save.

Assessment for Pupil

Alt Name	Aspect	Calculated Value	Final Value
Communication and Language	Listening and attention	30 to 50	30 to 50
	Understanding	30 to 50	30 to 50
	Speaking	0 to 11	0 to 11
Physical Development	Moving and handling	30 to 50	30 to 50
	Health and self-care	22 to 36	22 to 36
Personal, Social and Emotional Development	Self-confidence and self-awareness	30 to 50	22 to 36
	Managing feelings and behaviour	0 to 11	9 to 20
	Making relationships	30 to 50	22 to 36
Literacy	Reading	30 to 50	30 to 50
	Writing	0 to 11	0 to 11
Mathematics	Numbers	0 to 11	0 to 11
	Shape, space and measure	30 to 50	30 to 50
Understanding the World	People and communities	30 to 50	30 to 50
	The world	30 to 50	30 to 50
	Technology	0 to 11	0 to 11
Expressive Arts and Design	Exploring and using media and materials	0 to 11	0 to 11
	Being imaginative	30 to 50	30 to 50

Note* We will be updating this report soon to show the previous terms results and a visual indication of progress and enable notes to be saved.

Well that's it for now for reports and analysis. Hope you have enjoyed the tour.

More Help Documents

Don't forget to read the other detailed help documents to get the most out of EYFS360.

If you have any thoughts on how we could improve EYFS360 for you please get in touch

More Help Documents

Don't forget to read the other help documents to get the most out of EYFS360.

If you have any thoughts on how we could improve EYFS360 please get in touch

Contacts are...

info@school360.co.uk

Jennifer.Harris@northumberland.gov.uk